

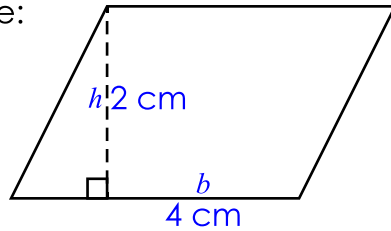
Name: \_\_\_\_\_

# Area of a Parallelogram

The formula for finding the area of a parallelogram is **Area = base × height**.

This is written as  **$A = bh$** .

Example:

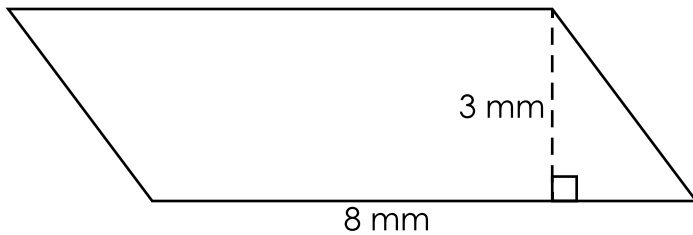


$$A = bh$$

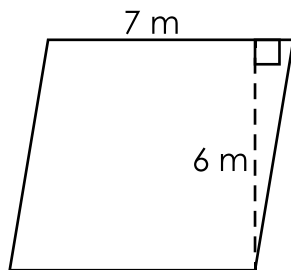
$$A = 4 \text{ cm}(2 \text{ cm})$$

$$A = 8 \text{ cm}^2$$

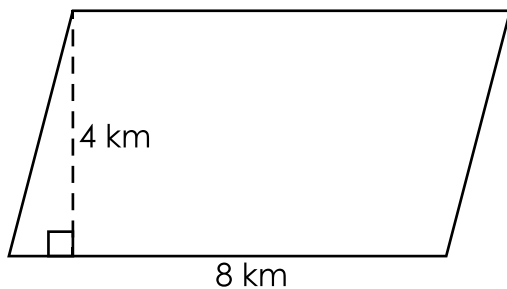
Find the areas of the parallelograms.



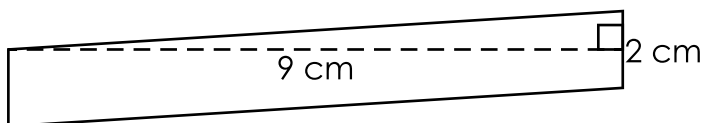
$$A = \underline{\hspace{10cm}}$$



$$A = \underline{\hspace{10cm}}$$



$$A = \underline{\hspace{10cm}}$$



$$A = \underline{\hspace{10cm}}$$

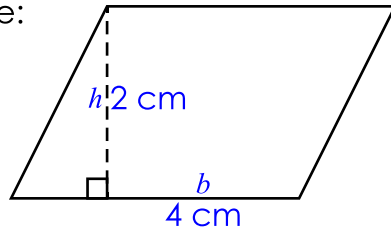
# ANSWER KEY

## Area of a Parallelogram

The formula for finding the area of a parallelogram is **Area = base × height**.

This is written as  **$A = bh$** .

Example:

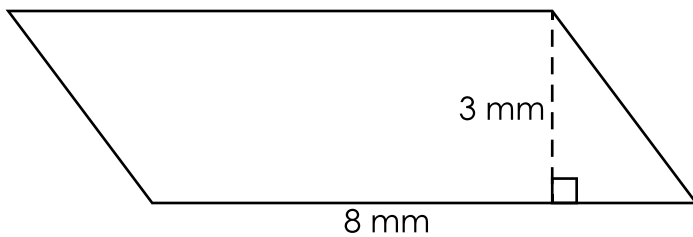


$$A = bh$$

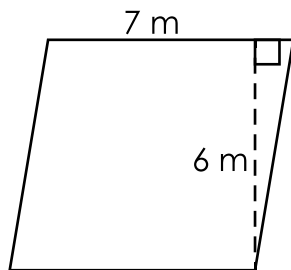
$$A = 4 \text{ cm}(2 \text{ cm})$$

$$A = 8 \text{ cm}^2$$

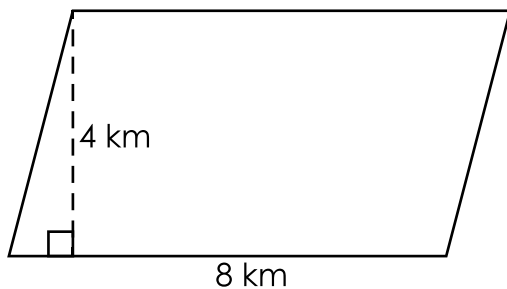
Find the areas of the parallelograms.



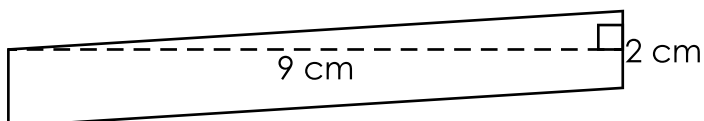
$$A = \underline{\hspace{2cm} 24 \text{ mm}^2 \hspace{2cm}}$$



$$A = \underline{\hspace{2cm} 42 \text{ m}^2 \hspace{2cm}}$$



$$A = \underline{\hspace{2cm} 32 \text{ km}^2 \hspace{2cm}}$$



$$A = \underline{\hspace{2cm} 18 \text{ cm}^2 \hspace{2cm}}$$